

# Leaving a Google review

## ***ON A COMPUTER:***

### ***Step 1***

Follow this link: <https://g.page/premierfg/review>

### ***Step 2***




Sign in to your Google account

### ***Step 3***

In the left hand column, click 'write a review'

#### Review summary ?



-  "Top **class service** from friendly and approachable professionals."
-  "Excellent **service** as usual cant fault the **staff**, so helpfull"
-  "I am/will recommend this **company** to family and friends."

 Write a review

## **ON MOBILE:**

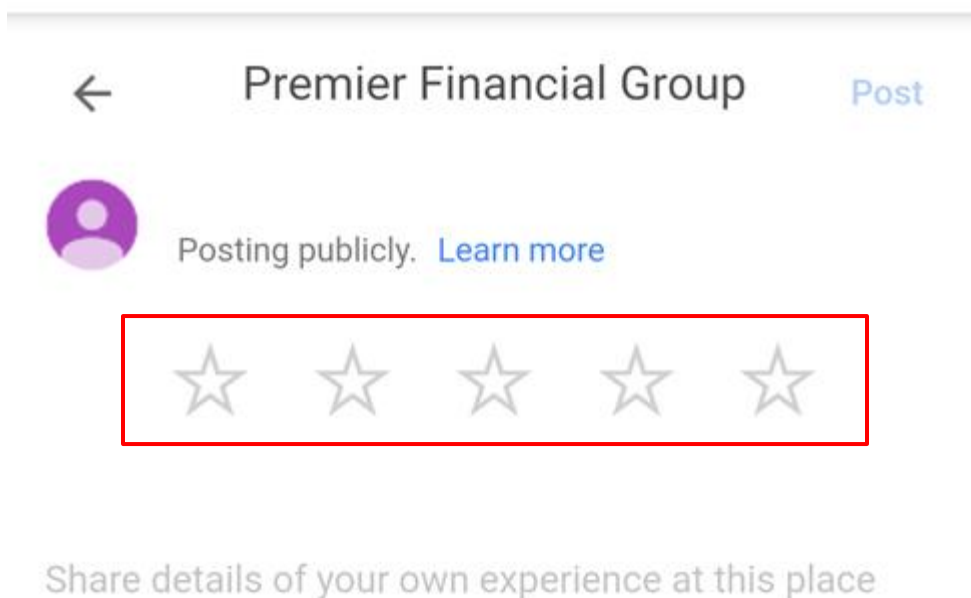
### **Step 1**

Follow this link: <https://g.page/premierfg/review>

### **Step 2**

Sign in to your Google account.

If you aren't asked to sign in, click the 'reviews' tab, scroll down and select your star rating for the review



## **DON'T HAVE A GOOGLE ACCOUNT?:**

After following either of the two steps on PC or mobile, you will be able to continue to a page where you are asked to sign in. Click 'create account' and fill in your details.